

Helen J. Stewart School - Principal, Patti Schultz



## STAR RATING

\*\* For additional information on Star Ratings, please visit  
<http://www.nevadareportcard.com>.

2375 East Viking Road  
Las Vegas, NV 89169  
TEL: 702-799-5588

<https://www.ccsdnvstewart.com/>

Helen J. Stewart School provides students with learning activities to develop daily living, vocational, communication, social, and functional academic skills. We believe the use of a comprehensive Community-Based Instruction Program is essential to the generalization of these skills.

## TOTAL ENROLLMENT

CCSD  
**324,004**

SCHOOL  
**134**

## SUBPOPULATION

ETHNICITY	CCSD	SCHOOL
AK Native/Native American	1,165	*
Asian	20,533	14
Hispanic	150,780	42
African American	45,798	31
Caucasian	79,373	39
Pacific Islander	5,149	*
Multiracial	21,206	*
IEP	39,074	134
English Learners	62,687	42
Free Or Reduced Lunch	217,163	134

\* indicates the group's population is less than 10.



FEMALE:



MALE:

CCSD	SCHOOL	CCSD	SCHOOL
156,423	40	167,581	94

## GOALS

1 Advance the academic achievement of all students by achieving Individual Education Plan goals in the area of ELA and Math.

2 Increase the functional achievement of all students by generalizing communication and vocational skills between the school, home, and community.

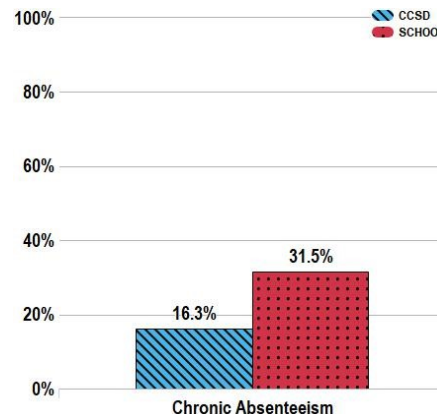
3 Increase the percentage of school-based personnel trained in cultural competency by June 2018.

## SCHOOL HIGHLIGHTS

- HJS embraces the vision that all students can develop the skills necessary to becoming participating members of their communities.
- The average daily attendance was consistently 90%.
- 100% of the entire student body population maintained or progressed one or more phases on the Picture Exchange Communication System.
- Student behaviors have noticeably decreased as a result of the school-wide communicate initiative and effective teaching strategies.
- Students were afforded over 70 transition experiences, to include work experiences and community-based instruction.
- HJS received almost \$35,000.00 in donations to support classroom and community instruction as well as school activities.
- HJS maintained high breakfast participation as part of the Senate Bill 503 program.
- 100% of the reportable students participated in the state-required Nevada Alternate Assessment (NAA).

## CHRONIC ABSENTEEISM

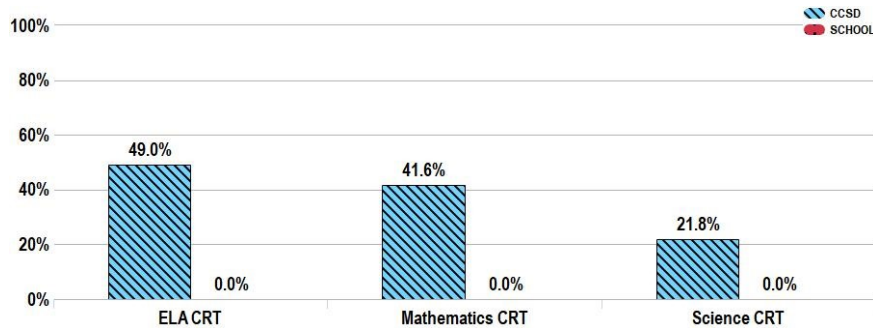
Chronic Absenteeism is the percentage of students considered chronically absent. A chronically absent student is absent 10% or more of the time enrolled at the school.



# ACADEMIC ACHIEVEMENT / PROFICIENCY

## CRITERION-REFERENCED TEST (CRT) PROFICIENCY

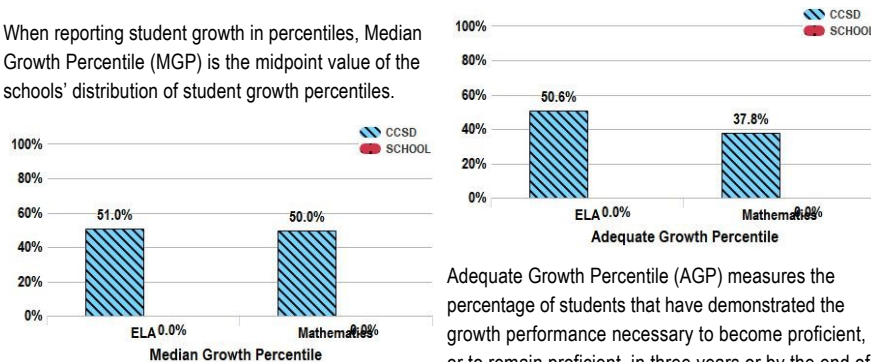
Academic achievement specifies the percentage of students that have demonstrated mastery on the summative criterion-referenced end-of-year assessments in English language arts (ELA), mathematics, and science.



## STUDENT GROWTH

### CRT Growth

When reporting student growth in percentiles, Median Growth Percentile (MGP) is the midpoint value of the schools' distribution of student growth percentiles.



Adequate Growth Percentile (AGP) measures the percentage of students that have demonstrated the growth performance necessary to become proficient, or to remain proficient, in three years or by the end of eighth grade, whichever comes first. A student's adequate growth percentile can range from 1 to 99.

## READ BY GRADE 3

The percentage of students in Grade Three at the school that have met or exceeded the standard on the criterion-referenced end-of-year assessment in English language arts.



46.6%

CCSD

N/A

School

\* indicates the group's population is less than 10.

# ENGLISH LANGUAGE PROFICIENCY

The English Language Proficiency measures the percentage of English Language Learners that have demonstrated adequate growth on the English language assessment to become proficient in English within five years or by Grade 12.

1

## FIRST GRADE

CCSD AGP ..... 54.5%

School AGP ..... \*

2

## SECOND GRADE

CCSD AGP ..... 52.8%

School AGP ..... \*

3

## THIRD GRADE

CCSD AGP ..... 49.6%

School AGP ..... \*

4

## FOURTH GRADE

CCSD AGP ..... 47.2%

School AGP ..... \*

5

## FIFTH GRADE

CCSD AGP ..... 34.2%

School AGP ..... \*

\* indicates the group's population is less than 10.

# OPERATIONAL MEASURES

CCSD SCHOOL

## TOTAL LICENSED PERSONNEL

Includes classroom teachers and all other licensed personnel.

18,733

27

## ALTERNATIVE ROUTES TO LICENSURE TEACHERS

Original degree was not in education but earned credits and completed program coursework to become teachers.

1,466

2

## NUMBER OF LONG-TERM SUBSTITUTES

A substitute that covers a vacant teaching position until full-time teacher is hired.

568

0

## TEACHER TRANSIENCY RATE

The rate at which teachers transfer to other schools or leave the District.

23.6%

14.8%