

Helen J. Stewart School - *Principal, Patti Schultz*



STAR RATING

** For additional information on Star Ratings, please visit
<http://www.nevadareportcard.com>.

2375 East Viking Road
Las Vegas, NV 89169
TEL: 702-799-5588

<https://www.ccsdnvstewart.com/>

Helen J. Stewart School provides students with learning activities to develop daily living, vocational, communication, social, and functional academic skills. We believe the use of a comprehensive Community-Based Instruction Program is essential to the generalization of these skills.

TOTAL ENROLLMENT

CCSD
324,004

SCHOOL
134

SUBPOPULATION

ETHNICITY	CCSD	SCHOOL
AK Native/Native American	1,165	*
Asian	20,533	14
Hispanic	150,780	42
African American	45,798	31
Caucasian	79,373	39
Pacific Islander	5,149	*
Multiracial	21,206	*
IEP	39,074	134
English Learners	62,687	42
Free Or Reduced Lunch	217,163	134

* indicates the group's population is less than 10.



FEMALE:



MALE:

CCSD	SCHOOL	CCSD	SCHOOL
156,423	40	167,581	94

GOALS

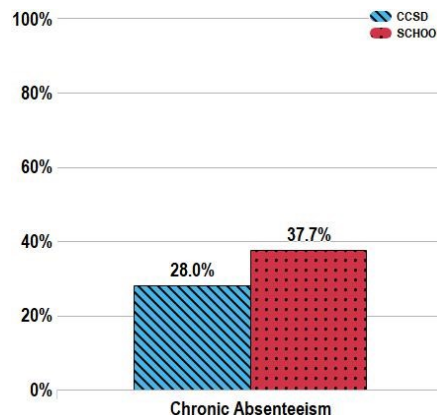
1 Advance the academic achievement of all students by achieving Individual Education Plan goals in the area of ELA and Math.

2 Increase the functional achievement of all students by generalizing communication and vocational skills between the school, home, and community.

3 Increase the percentage of school-based personnel trained in cultural competency by June 2018.

CHRONIC ABSENTEEISM

Chronic Absenteeism is the percentage of students considered chronically absent. A chronically absent student is absent 10% or more of the time enrolled at the school.



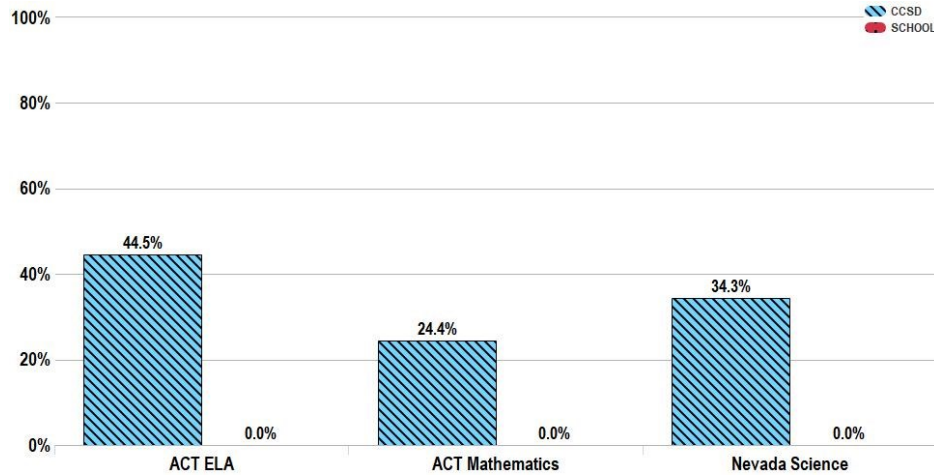
SCHOOL HIGHLIGHTS

- HJS embraces the vision that all students can develop the skills necessary to becoming participating members of their communities.
- The average daily attendance was consistently 90%.
- 100% of the entire student body population maintained or progressed one or more phases on the Picture Exchange Communication System.
- Student behaviors have noticeably decreased as a result of the school-wide communicate initiative and effective teaching strategies.
- Students were afforded over 70 transition experiences, to include work experiences and community-based instruction.
- HJS received almost \$35,000.00 in donations to support classroom and community instruction as well as school activities.
- HJS maintained high breakfast participation as part of the Senate Bill 503 program.
- 100% of the reportable students participated in the state-required Nevada Alternate Assessment (NAA).

ACADEMIC ACHIEVEMENT / PROFICIENCY

ACT / NV SCIENCE PROFICIENCY

Proficiency is measured by the percent of students who have demonstrated adequate or advanced understanding on the ACT English language arts (ELA) and mathematics, and met or exceeded standards on the Nevada Science Assessment.



COLLEGE AND CAREER READINESS

College and Career Readiness measures the percent of students who participate in and percent of students who complete post-secondary preparedness program including Advanced Placement (AP), International Baccalaureate (IB), Career and Technical Education (CTE), and Dual-Credit/Dual-Enrollment college courses.

COLLEGE&CAREER READINESS	CCSD	SCHOOL
CCR Participation	63.2%	0.0%
CCR Completion	32.8%	0.0%

ENGLISH LANGUAGE PROFICIENCY

The English Language Proficiency measures the percentage of English Language Learners that have demonstrated adequate growth on the English language assessment to become proficient in English within five years or by Grade 12.


GRADE	CCSD	SCHOOL
Grade 9	27.9%	*
Grade 10	24.6%	*
Grade 11	14.6%	*
Grade 12	5.1%	*

* indicates the group's population is less than 10.

GRADUATION RATE

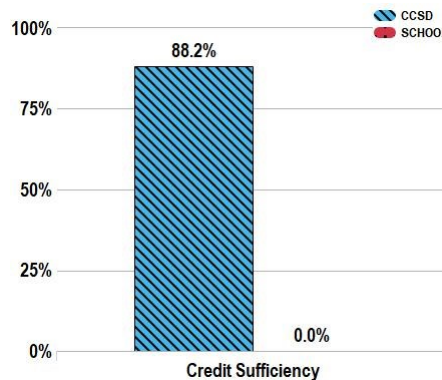
The 4-year Graduation Rate shows data for the class of 2017. The 5-year Graduation Rate shows data for the class of 2016.

GRADUATION RATE	CCSD	SCHOOL
4-Year Graduation Rate	83.2%	0.0%
5-Year Graduation Rate	78.3%	0.0%



GRADE 9 CREDIT SUFFICIENCY

Nevada Administrative Code (NAC 389.659) requires that Grade 9 students earn a minimum of five credits by the end of their first year of high school. Grade 9 credit sufficiency is the percent of Grade 9 students earning five or more credits by the end of the 2017-2018 school year.



OPERATIONAL MEASURES

CCSD SCHOOL

TOTAL LICENSED PERSONNEL

Includes classroom teachers and all other licensed personnel.

18,733

27

ALTERNATIVE ROUTES TO LICENSURE TEACHERS

Alternative Route to Licensure (ARL) teachers' original degree was not in education but earned credits and completed program coursework to become teachers.

1,466

2

NUMBER OF LONG-TERM SUBSTITUTES

A long-term substitute teacher is a substitute that covers a vacant teaching position until a full-time teacher is hired.

568

0

TEACHER TRANSIENCY RATE

The rate at which teachers transfer to other schools or leave the District.

23.6%

14.8%